

MAY 2021

SHUTTERNEWS

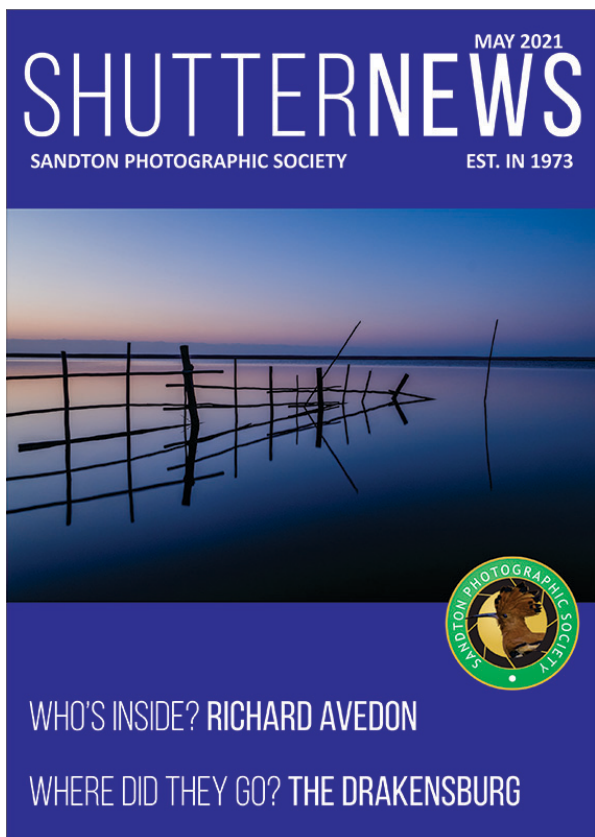
SANDTON PHOTOGRAPHIC SOCIETY

EST. IN 1973



WHO'S INSIDE? RICHARD AVEDON

WHERE DID THEY GO? THE DRAKENSBURG



SHUTTERNEWS

PUBLISHED BY Sandton Photographic Society

EDITOR Robbie Aspeling

COVER PHOTO Senior image for April:

“A Simple Structure” - Simone Osborne

STORY BEHIND THE COVER IMAGE

After a 4 day 70km Pondoland coastal hike we checked into a cottage on the edge of the Umgazi resort. Looking across the lagoon to the ocean with a G&T we noticed a simple structure that extended from the shoreline into the lagoon defining the boundary of the resort. I then experimented at different times of the day to capture the right light and surface texture on the water.

SUGGESTIONS & ARTICLES

Please let us know what you want to see in your magazine. More articles? More images? More tutorials? More about the members? Please tell us. Send your news to the editor: rob@raphoto.co.za

The Sandton Photographic Society is proudly affiliated with the
PHOTOGRAPHIC SOCIETY OF SOUTH AFRICA
www.pssa.co.za



CONTENTS

FEATURES

05 MAY'S TOP IMAGES

13 FAMOUS PHOTOGRAPHERS
- RICHARD AVEDON



Richard Avedon & Sophia Loren

17 PHOTOGRAPHY OUTING TO THE
SOUTHERN DRAKENSBERG



REGULARS

04 CHAIRMAN'S REPORT

10 CONGRATULATIONS

11 GENERAL CLUB INFORMATION

24 FUN FACTS

25 SKILLS BASICS

26 BIRTHDAYS

27 SET SUBJECT

28 YOUR 2021 COMMITTEE

30 MEMBER PROFILES

31 PSSA SALON CALENDAR

FROM THE CHAIRMAN'S DESK

Greetings & Salutations to all

This month has been as crazy and off balance as the whole of 2020. We are all desperately trying to balance the "New Normal" with our sanity. The economy is severely depressed yet the local tourism has never been busier with local tourists. This is evident in our club as we see more and more exciting images coming from local excursions that our members are embarking on.

The newsletter has been welcomed and the comments have been absolutely incredible and positive. We have received some valuable input and requests and we will endeavour to make this happen. Biggest thanks to Rob for owning this monumental task.

The Sandton Salon has now been confirmed for the 14th August and we would like to encourage all members to please enter as many images as you can. We really want to be able to demonstrate how strong we are and how well we are able to do. It is early enough in the year that many of the entrants will still be trying to be in line for the Impala Trophy.

This month saw a very interesting and different set subject evening with the topic being "Angles & Curves." We are trying to make the set subject evenings a lot more challenging and trust that this is stretching everyone's creative juices to the max. We were also fortunate to have our very own Frank Heitmuller share some of his extensive knowledge on Lightroom. Frank also very kindly agreed to judge for us as well and his comments and observations were very well received.

Covid Vaccines have now begun in earnest with our elder members being first in line for their jabs. This is great news as this means we are ever closer to be able to meet again in person.

Winter is also fast approaching and this should give us some wonder images. The animals in the bush should be easier to spot and there should be less heat haze when trying to shoot any of the city and urban shots.

I would like to offer members of the Sandton Photographic club who are qualified scuba divers to accompany a few of us in August to do an underwater photographic expedition to the Red Sea. We will be diving in the North of the Red Sea and will be diving in the Famous Blue hole of Dahab as well as some of the most magnificent wrecks e.g. the Thistlegorm. Water temperature is around the 30 degree



mark. I will be offering underwater photographic assistance for people new to this type of photography. Many people then add on a trip to Luxor or Cairo for the Valley of the kings and the other pyramids. If you would like more details then please give me a shout.

"Taking an image, freezing a moment, reveals how rich reality truly is." — Anonymous

We would like to wish all of our members and their families, a Happy Shavuot and Eid Mubarak!

Keep those shutters clicking.

BRYAN KIMMEL

SHOWCASE

APRIL'S TOP IMAGES

MEETINGS ARE CURRENTLY CONDUCTED
VIA ZOOM DUE TO COVID REGULATIONS

THIS MONTHS' JUDGES

SET SUBJECT - Frank Heitmuller - Sandton Photographic Society

ADVANCEMENT - Peter Hardcastle - Malmesbury



TOP SENIOR IMAGE OF THE MONTH:
A simple structure - Simone Osborne



TOP JUNIOR IMAGE OF THE MONTH:
Sunbeams, Three Rondavels and a Dam - Lucy Gemmil



GOOD GOLD:
It Doesn't Trouble Me - Kirsty Ho





GOOD GOLD:
Selecting sushi ingredients - Christa Goosen

SET SUBJECT MAY 2021

ANGLES AND CURVES

WINNING IMAGE


KIT Bruyns - "architecture with a difference"



RUNNER UP
LUCY GEMMILL - "Flying Lesson"



3rd Place
KIT Bruyns - "architecture before the storm"



CONGRATULATIONS!

SALON ACCEPTANCES

4th HCPS National Digital Salon of Photography - 2021

	Acceptance	Comm
Robbie Aspeling	9	1
Lucy Gemmill	6	1
Simone Osborne	3	2

2nd Klerksdorp Fotografie Klub Digital Salon

	Acceptance	Comm	Medal Winner
Robbie Aspeling	5	2	
Lucy Gemmil	2	1	1
Kirsty Ho	3		
Simone Osborne	2		
Paul Pretorius	1		

7th Tygerberg National Digital Salon

	Acceptance	Comm
Lucy Gemmil	3	1
Kirsty Ho	2	
Andrew Mayes	3	
Simone Osborne	6	
Leonard Steingo	3	

GENERAL CLUB INFO

ABOUT US

We are a group of enthusiastic people who are devoted to learning more about digital photography, share a common interest and our experience ranges from amateurs through to experienced and professional workers.

Anyone and everyone with an interest in photography is welcome to come and have some fun while gaining knowledge and skills related to all aspects of photography.

We are affiliated to the Photographic Society of South Africa (PSSA).

The aim of this photography club is to give photographers the opportunity to share ideas and discuss their mutual interest in photography in a social atmosphere and to improve their photography.

Visitors are welcome to attend a few meetings to see how the club operates and to meet like-minded people.

ADVANCEMENT MEETINGS

We meet on the third Wednesday of every month from January to November at St Mungo's Church, Cnr Grosvenor Road and William Nicol Drive, Bryanston. The evening starts at 19h15 and finishes at 21h30. At these meetings we normally start with a short presentation by a visiting judge or one of the senior workers of their photographs. This is followed by our print section where the judge awards points to each print. The rest of the evening is taken up by projecting images on a big screen of all our various works, right from the starting categories to the advanced categories where the judges award points for each photograph and gives his/her valuable

comments on each photograph. This is an excellent learning experience for all photographers whether they are at a beginner or advanced stage. There is a short break between the beginner and advanced categories for everyone to have some tea, coffee and biscuits. This is a great opportunity to socialise and to meet new people that share similar interests.

SET SUBJECT MEETINGS

Set subject evenings take place on the first Wednesday of the month also starting at 19h00. There are judges and sometimes experts in their field who come in and give talks on various topics, show their photographs as well as giving tips and tricks. We also have a judge that critiques our Set Subject Category for the month and will then choose a winner. We have a different set-subject each month where photographers submit two photographs for judging.

Sometimes these evenings could also consist of presentations and/or workshops. This is a very good time to meet and get to know the other club members as well as share ideas.

These meetings focus on varied topics like monochrome conversions, Photoshop, sport, macro, food photography, night photography etc.

If you need information regarding any of the club activities, please send an e-mail to the membership team at sandtonphotographicsociety@gmail.com and you will receive a reply as soon as possible.

GENERAL CLUB INFO

IMAGE ENTRY

Any digital image entered in a section may not at any time be re-entered in that or any other section or medium for advancement purposes. Previously entered work, either wholly or partially, may not be entered without substantial, content transforming modifications.

Proof of originality will rest with the author. All images contained within the image, must be the author's own work.

Exceptions:

Computer manipulated filters, distortions and textures. Images may not be manufactured using stock material which has previously been entered in advancement competitions without substantial modification.

Images taken in consecutive frames representing the same scene or activity will be viewed as the same image and can only be allowed for submission once for judging.

DIGITAL SUBMISSIONS

Digital images to be submitted electronically via PHOTOVAULTONLINE.

IMAGE SIZING

Width: 1920 pixels max
Height: 1080 pixels max
File Size: not exceed 2MB

BORDERS

– thin outlines are allowed but larger frames are discouraged.

IMAGE NAMES

- Authors' names may NOT be added to the digital images when submitted. Images to be named with the image title only. eg: Beach Sunrise



SALON SUBMISSIONS

Anyone may enter a Salon. To find out more on how to do so, go to the Photographic Society of South Africa's website [www.pssa.co.za] or ask one of the senior club members. The PSSA Salon Calendar may be found on the PSSA website www.pssa.co.za or on PHOTOVAULT

FAMOUS PHOTOGRAPHERS

RICHARD AVEDON


COUNTRY: United States
1923 - 2004

Richard Avedon was born and lived in New York City. His interest in photography began at an early age, and he joined the Young Men's Hebrew Association (YMHA) camera club when he was twelve years old. He attended DeWitt Clinton High School in the Bronx, where he co-edited the school's literary magazine, *The Magpie*, with James Baldwin. He was named Poet Laureate of New York City High Schools in 1941.

Avedon joined the armed forces in 1942 during World War II, serving as Photographer's Mate Second Class in the U.S. Merchant Marine. As he described it, "My job was to do identity photographs. I must have taken pictures of one hundred thousand faces before it occurred to me I was becoming a photographer."

After two years of service, he left the Merchant Marine to work as a professional photographer, initially creating fashion images and studying with art director Alexey Brodovitch at the Design Laboratory of the New School for Social Research.

At the age of twenty-two, Avedon began working as a freelance photographer, primarily for *Harper's Bazaar*. Initially denied the use of a studio by the magazine, he photographed models and fashions on the streets, in nightclubs, at the circus, on the beach and at other uncommon locations, employing the endless resourcefulness and inventiveness that became a hallmark of his art. Under Brodovitch's tutelage, he quickly became the lead photographer for *Harper's Bazaar*.



From the beginning of his career, Avedon made formal portraits for publication in *Theatre Arts*, *Life*, *Look*, and *Harper's Bazaar* magazines, among many others. He was fascinated by photography's capacity for suggesting the personality and evoking the life of his subjects. He registered poses, attitudes, hairstyles, clothing and accessories as vital, revelatory elements of an image. He had complete confidence in the two-dimensional nature of photography, the rules of which he bent to his stylistic and narrative purposes. As he wryly said, "My photographs don't go below the surface. I have great faith in surfaces. A good one is full of clues."

After guest-editing the April 1965 issue of *Harper's Bazaar*, Avedon quit the magazine after facing a storm of criticism over his collaboration with models of color. He joined *Vogue*, where he worked for more than twenty years. In 1992, Avedon became the first staff photographer at *The New Yorker*, where his portraiture helped redefine the aesthetic of the magazine. During this period, his fashion

photography appeared almost exclusively in the French magazine *Égoïste*.


Throughout, Avedon ran a successful commercial studio, and is widely credited with erasing the line between “art” and “commercial” photography. His brand-defining work and long associations with Calvin Klein, Revlon, Versace, and dozens of other companies resulted in some of the best-known advertising campaigns in American



Marilyn Monroe, actress, New York, May 6, 1957
Courtesy The Richard Avedon Foundation / © Richard Avedon



Ronald Fischer, beekeeper, Davis, California, May 9, 1981
Courtesy The Richard Avedon Foundation / © Richard Avedon




Sandra Bennett, twelve-year-old, Rocky Ford, Colorado, August 23, 1980
Courtesy The Richard Avedon Foundation / © Richard Avedon

history. These campaigns gave Avedon the freedom to pursue major projects in which he explored his cultural, political, and personal passions. He is known for his extended portraiture of the American Civil Rights movement, the Vietnam war and a celebrated cycle of photographs of his father, Jacob Israel Avedon. In 1976, for *Rolling Stone* magazine, he produced “The Family,” a collective portrait of the American power elite at the time of the country’s bicentennial election. From 1979 to 1985, he worked extensively on a commission from the Amon Carter Museum of American Art, ultimately producing the show and book *In the American West*.

Avedon’s first museum retrospective was held at the Smithsonian Institution in 1962. Many major museum shows followed, including two at the Metropolitan Museum of Art (1978 and 2002), the Minneapolis Institute of Arts (1970), the Amon Carter Museum of American Art (1985), and the Whitney Museum of American Art (1994). His first book of photographs, *Observations*, with an essay by Truman Capote, was published in 1959. He continued to publish books of his works throughout his life, including *Nothing Personal* in 1964 (with an essay by James Baldwin), *Portraits 1947–1977* (1978, with an essay by Harold Rosenberg), *An*

Autobiography (1993), Evidence 1944–1994 (1994, with essays by Jane Livingston and Adam Gopnik), and The Sixties (1999, with interviews by Doon Arbus).



Dovima with elephants, evening dress by Dior, Cirque d'Hiver, Paris, August 1955
Courtesy The Richard Avedon Foundation / © Richard Avedon



Jacqueline Kennedy, New York, January 14, 1958
Courtesy The Richard Avedon Foundation / © Richard Avedon



Five Hands 2006
© Roger Ballen




Gloria Vanderbilt, December 17, 1953
Courtesy The Richard Avedon Foundation / © Richard Avedon


After suffering a cerebral hemorrhage while on assignment for The New Yorker, Richard Avedon died in San Antonio, Texas on October 1, 2004. He established The Richard Avedon Foundation during his lifetime.



Nastassja Kinski, actress, Los Angeles, June 14, 1981
 Courtesy The Richard Avedon Foundation / © Richard Avedon



Samuel Beckett, writer, Paris, France, April 13, 1979
 Courtesy The Richard Avedon Foundation / © Richard Avedon



Marilyn Monroe as Marlene Dietrich in "The Blue Angel," July 2, 1958.
 Courtesy The Richard Avedon Foundation / © Richard Avedon

www.avedonfoundation.org/

PHOTOGRAPHIC OUTING TO THE SOUTHERN DRAKENSBERG



Photograph by Robbie Aspeling

A few of our club members visited this picturesque area

ROBBIE ASPELING - Autumn in the Southern Drakensberg - music to a photographer's ears. Those beautiful Autumn colours, those clear blue skies and scenery to die for. Thoughts of sunrises and sunsets with pristine scenes laid out in front of you just waiting to be burnt onto your celluloid for the millennia ahead. What a photographic feast. Landscape photographers' dreams are made of this.

We have been visiting the Underberg / Himeville region at Autumn for the last 10 odd years. The countryside is littered with an abundance of colours, the trees a splendour for the eyes to see. We plan our trip for the end of April, beginning May every year to coincide with the changing of seasons and to particularly to visit our little piece of Heaven on earth, Kenmo Lake.

Himeville was named in 1902 after Sir Albert Henry Hime, Prime Minister of Natal. The town came about in 1893 when the Border Mounted Rifles were sent to police the area. It became a small magisterial and trading centre. The area is mainly a farming community and the picturesque Kenmo lake can be found just beyond Himeville, on

Hazeldene Farm. Planted by Kenneth and Mona Lund (hence the name Kenmo), two avid tree lovers who planted exotic trees such as Poplar, Oak, Birch, Elderberry and more. Jack Lund, the son of Kenneth and Mona, continues to allow the public to visit at no charge. It was his parents' wish that the beauty be shared with everyone and one can enjoy a picnic beside the lake in such a peaceful setting. We befriended Jack several years ago and although Hazeldene runs thrives on its large wood chip production facilities, he derives an unsurmountable amount of pleasure by seeing the visitors enjoying the lake and its surrounds.



A photographer capturing the early morning light at Kenmo Lake
Photograph by Robbie Aspeling



Early morning mist through the Autumn trees rising off the lake
Photograph by Robbie Aspeling

Not only is Kenmo wonderful for landscape photography but a paradise for macro photographers as well. The dragonflies roost on the grasses next to the lake and with temperatures plummeting to sub zero temperatures at night, they actually freeze during the night and then thaw in the early morning sunlight before they start their day's business.



Dragonfly covered in water droplets whilst thawing
Photograph by Robbie Aspeling



Sunset over Himeville Dam
Photograph by Kirsty Ho

KIRSTY HO - This year, was my first time visiting Lake Kenmo. It was even more spectacular that I had imagined. The visual impact of the colours was phenomenal, especially the Japanese maple trees which have this intense autumnal red. Photographically, my first challenges was composition. There are many colours, angles, distractions and lighting considerations to figure out. We did a recce the day before to figure out some compositions as we were arriving very early in



A Forrest Walk
Photograph by Kirsty Ho

the dark the next day. Lake Kenmo itself offers colours, leading lines, reflections and simply, spectacular scenery. Also a great place for some macro photography.

Nearby, we enjoyed Himeville itself as there is a dam with a pier that is beautiful at sunset and we also visited the Reichenau Mission on the way home which is a broken up mill but there is still a magnificent church on site.

I will definitely go back again as there is still so much beauty to photography.



Sani Waterfall
Photograph by Kirsty Ho

VICKI STREET - My love for Underberg started when I was introduced to Kenmo Lake on the 25th April 2015 and every year I go back.

Set in the heart of Himeville on private property, although open to the public is this gorgeous gem, two lakes separated by a vast number of Oak Trees, the Poplar Trees and of course the Japanese Maple Trees.

The best time to go is in Autumn, the end of April and beginning of May when the colours are at their best. The early mornings are fresh so dress warmly.

Kenmo Lake is full of surprises in the morning and together with my love for macro photography, I always hunt for the smaller beauties, you will find me huddled in between wet marsh areas and the reeds.

Nature is truly magical, the spiders spin their webs in the dead of the night, like an artisan creating its own line of delicate jewels, the droplets on the webs are showcased like expensive glistening diamonds held on by silk.

The frozen dragonflies masquerade like performing fairies holding onto the thin reeds awaiting for the warmth of the sun so they can begin their flutter of dance.



Frozen Fairy
Photograph by Vicki Street

Whilst I visit there every year I am challenged by what I am going to photograph that is different from the norm. I try and search for things that are unique. Sometimes you just need a few minutes of silence to absorb the beauty around you, look everywhere, up, down, below, behind and you will see the magic all around you. On this last trip I was fortunate enough to have a beautiful model in front of my lens.



Autumn Model
Photograph by Vicki Street



Fiery Maple Tree
Photograph by Vicki Street

Vicki Street
Photography

BRYAN KIMMEL - May saw a few of us fortunate people off to the Underberg to visit the picturesque Kenmo Lake.

We left bright and early on the Friday morning for the long drive to the Underberg. The heavens had opened the night before and the rain kept on coming. We thought it would never stop. After the compulsory stop at the Harrismith Bergview Stop, it was off to Himeville to check in to our quaint accommodation and thankfully the rain had stopped.

Rob and Vicki were there to welcome us and helped us with our bags and kit. We settled in and then sadly had to do a little work before the weekend could really get into full swing. There was a communal lounge and dining room with a beautiful bar and a roaring fire in the fireplace.

As the evening approached, more people arrived to join the group and we had people from Hillcrest in Natal, JHB and even Pretoria join us.

One thing we all had in common though was the love of photography. Friday night saw us being welcomed by our hosts, Robbie and Vicki.



Photograph by Bryan Kimmel

Breakdown of the weekend was explained and everyone enjoyed a few libations from the bar. We were treated to a scrumptious fillet dinner and wonderful desert.

Saturday Morning saw us rising very early in the Cold Himeville weather.. circa 3 degrees. We all met for Tea, Coffee and rusks and off to Kenmo Lake. This was only about 5 km down the road but with all the rain that had fallen, it proved to be a slippery and sliding experience for those of us not in 4x4s. We were at the lake before sunup




Photograph by Bryan Kimmel

and set up with cameras ready to catch the first glimpse of the light.

We took a few pics of the mist over the lake and then decided to spice things up by including a model in some of the shots. As it got lighter, everyone moved about as they wished and took macro shots of the dragon flies, leaves and spider webs. Others were interested in the lake and some the most beautiful Japanese and Canadian Maple trees. Rob was on hand to give expert tuition and guidance and very often you would find everyone huddling real close together to get the right angle for the shot after he explained why that type of angle would work best.

Coffee and rusks were served and there are well kept toilets on the site. Once everyone had warmed up slightly from the coffee, we were off again back to the accommodation for a hearty breakfast. After breakfast, it was chilling time with some going to explore the town whilst others took the time to catch up on some sleep.



Photograph by Bryan Kimmel



Photograph by Bryan Kimmel

In the afternoon, we all met again and it was off to the Monastery where we had the place to ourselves. There were some lovely things to shoot and I have to say the highlights were definitely the Water wheel, the Barns and the church. From there we went to another lake for the sunset but sadly the clouds and the weather were not playing ball. Back to the accommodation for an Apre' Photo tippie and then yet another lovely meal. The night was ended off with everyone on the couches or at the table chatting away while the huge log fire kept us all warm and cosy indoors.

Sunday morning was a repeat of Saturday but with the weather getting better with each hour, we started to see the sun hit the trees and the lake and all the colours came to life. Kenmo showed off her true beauty. After an enjoyable breakfast, the group did their thing until it was time to head off to the waterfall. It was a wonderful experience and everyone thoroughly enjoyed it. On the spur of the moment, we all decided to try the sunset lake again and this time the clouds gave us some lovely colours as the sun set. We all enjoyed our last night together with everyone swapping stories and regaling the highlights of the trip.

Monday morning, was back at the lake to ensure we got the best of the weather and the light. Then after saying our goodbyes it was back on the road for the great trek home. In summary, the location was wonderful but the coaching and tuition was invaluable. We are left with incredible memories, wonderful shots and more knowledge about photography than when we arrived. Thank you Rob & Vicki.




Early morning view of the Southern Drakensberg
Photograph by Simone Osborne

SIMONE OSBORNE - This year was my second visit to Himeville to capture the colourful autumn leaves at Lake Kenmo. I would say it is one of the most beautiful places and displays to capture the autumn colours and a photographers paradise. It doesn't matter how many times you have been, you will always find a new composition or angle to play with.

There are also some other great spots around Himeville that can keep us photographers busy and happy for days.

If you haven't been yet, make sure to put it in your list for next year!



Autumn at Kenmo
Photograph by Simone Osborne



Sunset over the Himeville Dam
Photograph by Simone Osborne

Glossary

PHOTOGRAPHY SPEAK FOR BEGINNERS

APERTURE CONTROLS THE AMOUNT OF LIGHT HITTING THE SENSOR. MEASURED IN F-STOPS	BOKEH THE BLURRED PART OF AN IMAGE NOT IN FOCUS. USUALLY THE BACKGROUND	BRACKET TAKE A SERIES OF FRAMES OF THE SAME SCENE AT DIFFERENT EXPOSURES	BULB "B" SETTING FOR LONG EXPOSURES. KEEPING THE SHUTTER OPEN
CROP CUT OFF PART OF A SCENE FOR BETTER COMPOSITION	DEPTH OF FIELD DISTANCE BETWEEN NEAREST & FARTHEST SHARP OBJECTS IN A SCENE	DSLR DIGITAL SINGLE LENS REFLEX CAMERA	EV EXPOSURE VALUE IS THE BRIGHTNESS OF A SCENE. MEASURED IN STOPS
EXPOSURE TRIANGLE EXPOSURE SETTINGS OF ISO, APERTURE & SHUTTER SPEED	FILE FORMAT THE TYPE OF FILE A CAMERA USES TO SAVE AN IMAGE: TIFF, JPEG OR RAW	FLASH CREATES A QUICK BURST OF LIGHT. ALSO KNOWN AS A SPEEDLIGHT	F-STOP THE FOCAL RATIO. DESCRIBES THE APERTURE SETTING
GOLDEN HOUR THE HOUR AFTER SUNRISE AND THE HOUR BEFORE SUNSET	HDR HIGH DYNAMIC RANGE. BRACKET & COMPOSITE FOR DETAILS IN DARK & LIGHT AREAS	ISO MEASURES THE LIGHT SENSITIVITY OF THE SENSOR	KELVIN UNIT OF MEASUREMENT FOR COLOUR TEMPERATURE OF LIGHT SOURCES
METER MEASURE THE LIGHT TO DETERMINE THE EXPOSURE	MODE METHOD OF OPERATION E.G. MANUAL MODE, APERTURE OR SHUTTER PRIORITY	RESOLUTION NUMBER OF PIXELS IN AN IMAGE. HIGH RESOLUTION = MORE IMAGE DETAIL	RULE OF THIRDS COMPOSITION GUIDE TO CREATE INTERESTING PHOTOGRAPHS
SENSOR CAPTURES LIGHT & CONVERTS TO AN IMAGE. DIGITAL EQUIVALENT OF FILM	SHUTTER SPEED CONTROLS HOW LONG LIGHT HITS THE SENSOR. MEASURED IN SECONDS	TTL THROUGH THE LENS METERING CAN BE USED TO MEASURE REFLECTED LIGHT OUTPUT BY A FLASH	WHITE BALANCE ADJUSTS COLOUR TEMPERATURE OF LIGHT SOURCE TO MAKE AN IMAGE WARM OR COOL

www.thelenslounge.com

HOW TO TAKE PHOTOS IN LOW LIGHT

REMOTE SHUTTER RELEASE

- You can shake the camera when you press the shutter release, a remote should help to eliminate that shake

EXTERNAL FLASH

- When you're taking pictures of people or objects Consider using a diffuser to lessen the harsh shadows

TRIPOD

- To steady your camera & reduce shake
- Essential for long exposures

DSLR

- Camera with manual controls
- High ISO
- Burst shooting capabilities
- Ability to shoot in RAW

LENS

- Preferably with aperture below f/2.8
- Look for one with image stabilization or vibration reduction

HOW TO GUIDE:

- Put your camera in aperture priority mode
- Crank up ISO
- Use a large aperture
- Slow down shutter speed
- Use an off camera flash
- Use your camera's exposure



SETTINGS FOR YOUR CAMERA:

	TRIPOD	FLASH	ISO	APERTURE	EXPOSURE
INDOOR	—	✓	High	Wide	Fast
HAND HELD	×	—	High	Wide	Fast
CITY LIGHTS	✓	×	Low	Medium	Long
SCARS	✓	×	Low	Medium	Long
LIGHT PAINTING	✓	×	Low	Medium	Long

QUICK TIPS:

- Shine a light on your subject and auto focus on that, then turn your light and auto focus off and take the picture.
- Do not be afraid to turn up your ISO, crank it up as high as you need, do not worry about the noise, get the shot.
- When using a flash bounce the light off a wall or other object will help to reduce harsh shadows on your object.
- Motion blur can be a cool effect, experiment with a moving subject and a longer exposure time.
- Buy a 50 mm lens f/1.8.
- If you aim your camera towards the north star, the stars will appear to spiral.
- If your camera, or lens has image stabilization make sure its on.
- Do not be afraid to make a mistake, you can learn a lot from a mistake.
- Hand-held shots should be no slower than 1/60th of a second otherwise use a tripod to reduce blur.





JUNE 2021

BIRTHDAYS

8th - Ian Dodds

30th - Jeffrey Posen

SET SUBJECTS 2021

Set Subject meetings are held once a month, the first meeting of the month. The purpose of the theme is to encourage the members to try new things and to gain new skills different to the genres that they perhaps normally capture. 3 Images may be submitted for the evening and are scored and judged but do not count towards advancement.

Here is the list of Set Subjects for 2021.

2021 SET SUBJECT CALENDAR

MONTH	SET SUBJECT	DATE
JAN	<i>Bokeh</i>	
FEB	<i>Shadows</i>	
MAR	<i>Double Exposure</i>	
APR	Self-Portrait	
MAY	Angles and Curves	
JUN	Night Lights	2 JUN
JUL	3's / Trio / Triple	7 JUL
AUG	Movement	4 AUG
SEP	Water	1 SEP
OCT	People at Work	6 OCT
NOV	Insects	3 NOV
DEC	Textures	1 DEC

JUNE 2021 - NIGHT LIGHTS

This month's set subject is angles and curves. Very interesting compositions can be achieved by utilizing different angles and curves when composing your image. Look for those unusual angles, both in your camera as well as in your subjects. Create some drama using lower shooting angles, find those unusual angles and curves of your subjects. Remember, it's all about creating these angles or curves as the main subject of your image.

YOUR COMMITTEE FOR 2021



CHAIRMAN

Bryan Kimmel

Bryan.Kimmel@concogrp.com
083 435 2505



VICE-CHAIRMAN

Robbie Aspeling

rob@raphoto.co.za
082 309 7470



Secretary

Charisse King

charisseking@telkomsa.net
083 269 7745





Committee Member

Jack James

jacar@iafrica.com



Treasurer

Koos van Niekerk


kvanniekerk1@gmail.com



Committee Member

Lucy Gemmill

Lucygemmill00@gmail.com



Committee Member

Ian Dodds

ian@pension.co.za



Committee Member

Pam Wolff

pampete414@gmail.com

MEMBER PROFILES

CYNTHIAN NICHOLL



LEN STEINGO



WHEN DID YOU JOIN SPS?

Last quarter 2000

2018

WHAT IS YOUR CURRENT STAR RATING?

5 Star

3 Star

CANON, NIKON, SONY OR.....

Fujifilm

Nikon

PREFERRED LENS?

18-55mm kit lens or 50-140mm

150-600mm

PREFERRED GENRE/SUBJECT MATTER?

Most genres interest me. I love Black and White photography. I started off doing only Black and White prints in the film days. I love to Travel (maybe one day), haven't tried much portraiture

Wildlife

EDITING PROGRAMME?

Photoshop & Lightroom

Photoshop & Lightroom

WHAT IS NEXT FOR YOU REGARDING YOUR PHOTOGRAPHY?

Saving for a Macro lens. Just trying to improve. A huge goal is my LPSSA.

I would like to improve in other genres but really for me just an enjoyable hobby.

WHO OR WHAT INSPIRES YOU AND YOUR PHOTOGRAPHY

I have always been an ambassador for the club scene. I think it's an ideal way to learn and be exposed to photography especially for amateurs. I am inspired by people and nature - there is nothing better than being out in nature, trying to that 'one' photo. I have always been interested in art and admire what artists achieve. Sadly, I am not artistic at all!

Mainly I just bat on but people like Jack Weinberg and Brian Joffe have taught me a lot. Lynn, Arie and Charice have always been encouraging and I enjoy being part of the camera club.

WHAT IS YOUR DAY JOB / PROFESSION?

I retired in 2018 from a stressful job in IT, in the Corporate world. Loving retirement - best job ever!

Cardiologist



UPCOMING SALONS - CLOSING DATES

MAY

2021-05-08 Durban 100 Year Anniversary National

2021-05-15 5th Vanderbijlpark National

2021-05-22 SASOL Highveld National

JULY

2021-07-03 1st Witzenberg Photographic Society Digital & Print Salon

2021-07-17 PSSA National Youth Salon

2021-07-31 TAF PDI 11th National Salon (Brochure available)

AUGUST

2021-08-14 Sandton 8th National Digital Salon

2021-08-21 16th Krugersdorp Camera Club National Digital Salon

2021-08-28 VPS National Salon

SEPTEMBER

2021-09-11 AFO 10th Digital Salon

2021-09-18 5th Lowveld National Salon

OCTOBER

2021-10-02 8th Swartland Salon

2021-10-09 Camera Obscura International Salon Circuit - Edenvale

2021-10-23 PSSA 20th Up and Coming Salon

2021-10-30 5th Paarl National Salon of Photography

Follow the link below to the PSSA website for any information regarding the PSSA, salons, upcoming local and national photographic events and also to find out why it's a good thing to join the PSSA!

<http://www.pssa.co.za>