


APRIL 2021

SHUTTERNEWS

SANDTON PHOTOGRAPHIC SOCIETY

EST. IN 1973





SHUTTERNEWS

PUBLISHED BY Sandton Photographic Society

EDITOR Robbie Aspeling

COVER PHOTO Senior image for April:
"Akhona" - Vicki Street

STORY BEHIND THE COVER IMAGE

I wanted to create a fine art image and Akhona was the perfect subject, her gorgeous brown skin tones complimented the tan hand painted backdrop and her yellow scarf added a pop of colour.

This image was photographed in studio with a one light set up and edited in Photoshop.

SUGGESTIONS & ARTICLES

Please let us know what you want to see in your magazine. More articles?
More images? More tutorials? More about the members? Please tell us.
Send your news to the editor: rob@raphoto.co.za

The Sandton Photographic Society is proudly affiliated with the
PHOTOGRAPHIC SOCIETY OF SOUTH AFRICA
www.pssa.co.za



CONTENTS

FEATURES

05 APRIL'S TOP IMAGES

13 FAMOUS PHOTOGRAPHERS
- ROGER BALLEEN



Roger and the Inner Voices, 2015

Portrait by Marguerite Rossouw.



REGULARS

04 CHAIRMAN'S REPORT

10 CONGRATULATIONS

11 GENERAL CLUB INFORMATION

16 FUN FACTS

17 SKILLS BASICS

21 SET SUBJECT

22 YOUR 2021 COMMITTEE

25 MEMBER PROFILES

26 PSSA SALON CALENDAR

CHAIRMAN'S

REPORT

Greetings & Salutations to all

From the committee and myself, thank you for putting your trust in us. I believe the committee is a strong & talented team and will deliver to your expectations. I would like to thank the outgoing committee for all their hard work and for giving us such a strong base to work from.

It is great to see the resurrection of our newsletter and we have some additional ideas and concepts that are on the drawing board for this year.

We are going to actively engage with people to ensure that we have an interesting topic, slide show, tutorial or even an open session during our Set Subject / Whatever meetings. Our concentration will be on internal members offering their ideas, concepts and knowledge to the club.

Covid is still sadly very much amongst us and the committee does not feel that it is an option to meet in person yet for the advancement evenings. We would like to suggest that if it is felt that we are missing the human interaction and comradery, that we plan an outdoor event or two to meet up. Please feel free to drop us a message with your suggestions.

We are also investigating alternate locations to host the in person advancement meetings. Our current location is quite expensive and we are limited to the times we can use the hall. Sadly, it has no curtains (which is tough when you want to see the screen in Summer) and is quite noisy at times as well. If anyone has access to an auditorium or can suggest a school with a good hall or AV centre then please let us know.

Please keep a look out for the date of our Salon. We expect it to be a bumper one this year. Please start getting your images ready. We would like a tremendous showing from our club in this event.

We would also like to find out if anyone is interested in



attending an Open day event. This has been very well supported by members of other clubs and it would be a great way of seeing each other as safely as we can.

“There is one thing the photograph must contain, the humanity of the moment.”
— Robert Frank

We would like to wish all of our members and their families, a Happy Easter, a Good Passover and Ramadan Mubarak!

Wishing you joy, peace, and tons of happiness.

Keep those shutters clicking.

BRYAN KIMMEL

SHOWCASE

APRIL'S TOP IMAGES

MEETINGS ARE CURRENTLY CONDUCTED
VIA ZOOM DUE TO COVID REGULATIONS

THIS MONTHS' JUDGES

SET SUBJECT - Chris and Muriel Joubert - Southern Suburbs

ADVANCEMENT - Mark Geldenhuys - Southern Suburbs / CCJ



TOP SENIOR IMAGE OF THE MONTH:
Akhona - Vicki Street


Winning
Image



TOP JUNIOR IMAGE OF THE MONTH:
Hats and Lippy - Lucy Gemmil



GOOD GOLD:
Reflecting her Passion - Kirsty Ho



GOOD GOLD:
Grand Mosque Framed Turrets - Cynthia Nichol



GOOD GOLD:
Water Art colours - Bryan Kimmel



GOOD GOLD:
Yellow-billed takeoff - Jack Weinberg

WINNING IMAGE
KIT Bruyns - "Not a Happy Chappy"



SET SUBJECT



RUNNER UP
VICKI STREET - "Unzipped Self Portrait"

SELF PORTRAIT



3rd Place
SIMONE OSBORNE - "Self Portrait"

CONGRATULATIONS!

SALON ACCEPTANCES

German International Photocup (GIP) 2021

	Acceptance	Honourable Mention	Medal (FIAP)
Robbie Aspeling	16	1	
Vicki Street	10	1	1

2ND Kosmos National Digital Salon - 2021

	Acceptance	Comm
Robbie Aspeling	6	1
Lucy Gemmil	2	1
Andrew Mayes	1	
Cynthia Nicholl	2	
Leonard Steingo	2	
Vicki Street	9	

1st Creative Camera Club National Digital Salon

	Acceptance	Comm
Lucy Gemmil	3	
Cynthia Nicholl	1	
Simone Osborne	3	2
Jenny Stillwell	1	
Yafei Yi	1	

GENERAL CLUB INFO

ABOUT US

We are a group of enthusiastic people who are devoted to learning more about digital photography, share a common interest and our experience ranges from amateurs through to experienced and professional workers.

Anyone and everyone with an interest in photography is welcome to come and have some fun while gaining knowledge and skills related to all aspects of photography.

We are affiliated to the Photographic Society of South Africa (PSSA).

The aim of this photography club is to give photographers the opportunity to share ideas and discuss their mutual interest in photography in a social atmosphere and to improve their photography.

Visitors are welcome to attend a few meetings to see how the club operates and to meet like-minded people.

ADVANCEMENT MEETINGS

We meet on the third Wednesday of every month from January to November at St Mungo's Church, Cnr Grosvenor Road and William Nicol Drive, Bryanston. The evening starts at 19h15 and finishes at 21h30. At these meetings we normally start with a short presentation by a visiting judge or one of the senior workers of their photographs. This is followed by our print section where the judge awards points to each print. The rest of the evening is taken up by projecting images on a big screen of all our various works, right from the starting categories to the advanced categories where the judges award points for each photograph and gives his/her valuable

comments on each photograph. This is an excellent learning experience for all photographers whether they are at a beginner or advanced stage. There is a short break between the beginner and advanced categories for everyone to have some tea, coffee and biscuits. This is a great opportunity to socialise and to meet new people that share similar interests.

SET SUBJECT MEETINGS

Set subject evenings take place on the first Wednesday of the month also starting at 19h00. There are judges and sometimes experts in their field who come in and give talks on various topics, show their photographs as well as giving tips and tricks. We also have a judge that critiques our Set Subject Category for the month and will then choose a winner. We have a different set-subject each month where photographers submit two photographs for judging.

Sometimes these evenings could also consist of presentations and/or workshops. This is a very good time to meet and get to know the other club members as well as share ideas.

These meetings focus on varied topics like monochrome conversions, Photoshop, sport, macro, food photography, night photography etc.

If you need information regarding any of the club activities, please send an e-mail to the membership team at sandtonphotographicsociety@gmail.com and you will receive a reply as soon as possible.

GENERAL CLUB INFO

IMAGE ENTRY

Any digital image entered in a section may not at any time be re-entered in that or any other section or medium for advancement purposes. Previously entered work, either wholly or partially, may not be entered without substantial, content transforming modifications.

Proof of originality will rest with the author. All images contained within the image, must be the author's own work.

Exceptions:

Computer manipulated filters, distortions and textures. Images may not be manufactured using stock material which has previously been entered in advancement competitions without substantial modification.

Images taken in consecutive frames representing the same scene or activity will be viewed as the same image and can only be allowed for submission once for judging.

DIGITAL SUBMISSIONS

Digital images to be submitted electronically via PHOTOVAULTONLINE.

IMAGE SIZING

Width: 1920 pixels max
Height: 1080 pixels max
File Size: not exceed 2MB

BORDERS

– thin outlines are allowed but larger frames are discouraged.

IMAGE NAMES

- Authors' names may NOT be added to the digital images when submitted. Images to be named with the image title only. eg: Beach Sunrise



SALON SUBMISSIONS

Anyone may enter a Salon. To find out more on how to do so, go to the Photographic Society of South Africa's website [www.pssa.co.za] or ask one of the senior club members. The PSSA Salon Calendar may be found on the PSSA website www.pssa.co.za or on PHOTOVAULT

FAMOUS PHOTOGRAPHERS

ROGER BALLEEN

COUNTRY: United States

BIRTH: 1950

One of the most influential and important photographic artists of the 21st century, Roger Ballen's photographs span over forty years. His strange and extreme works confront the viewer and challenge them to come with him on a journey into their own minds as he explores the deeper recesses of his own.

Roger Ballen was born in New York in 1950 but for over 30 years he has lived and worked in South Africa. His work as a geologist took him out into the countryside and led him to take up his camera and explore the hidden world of small South African towns. At first he explored the empty streets in the glare of the midday sun but, once he had made the step of knocking on people's doors, he discovered a world inside these houses which was to have a profound effect on his work. These interiors with their distinctive collections of objects and the occupants within these closed worlds took his unique vision on a path from social critique to the creation of metaphors for the inner mind. After 1994 he no longer looked to the countryside for his subject matter finding it closer to home in Johannesburg.

Over the past thirty five years his distinctive style of photography has evolved using a simple square format in stark and beautiful black and white. In the earlier works in the exhibition his connection to the tradition of documentary photography is clear but through the 1990s he developed a style he describes as 'documentary fiction'. After 2000 the people he first discovered and documented living on the margins of South African society increasingly became a cast of actors working with Ballen in the series'

Outland (2000, revised in 2015) and Shadow Chamber (2005) collaborating to create powerful psychodramas.

The line between fantasy and reality in his subsequent series' Boarding House (2009) and Asylum of the Birds (2014) became increasingly blurred and in these series he employed drawings, painting, collage and sculptural techniques to create elaborate sets. There was an absence of people altogether, replaced by photographs of individuals now used as props, by doll or dummy parts or where people did appear it was as disembodied hands, feet and mouths poking disturbingly through walls and pieces of rag. The often improvised scenarios were now completed by the unpredictable behaviour of animals whose ambiguous behaviour became crucial to the overall meaning of the photographs. In this phase Ballen invented a new hybrid aesthetic, but one still rooted firmly in black and white photography.



Sergeant F de Bruin, Dept of Prison Employees, OFS, 1992
© Roger Ballen

In his artistic practice Ballen has increasingly been won over by the possibilities of integrating photography and drawing. He has expanded his repertoire and extended his visual language. By integrating drawing into his photographic and video works, the artist has not only made a lasting contribution to the field of art, but equally has made a powerful commentary about the human condition and its creative potential.



Dresie and Casie, Twins 1993
© Roger Ballen



Man shaving on veranda Western TVL, 1986
© Roger Ballen

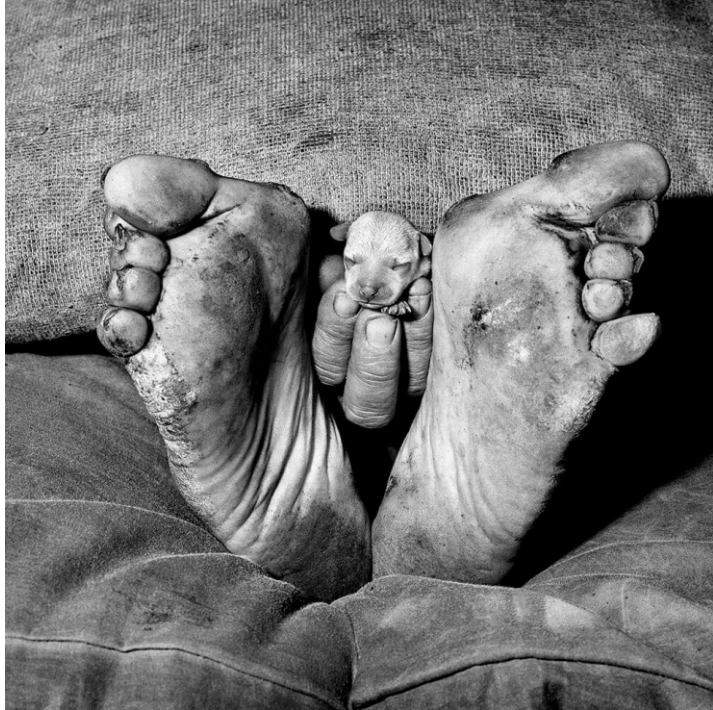


Head Below Wires, 1999
© Roger Ballen


His contribution has not been limited to stills photography and Ballen has been the creator of a number of acclaimed and exhibited short films that dovetail with his photographic series'. The collaborative film *I Fink You Freeky*, created for the cult band Die Antwoord in 2012, has garnered over 125-million hits on YouTube. He has taken his work into the realms of sculpture and installation, at Paris' Musée de la Chasse et de la Nature (2017), Australia's Sydney College of the Arts (2016) and at the Serlachius Museum in Finland (2015) is to name but a few. The spectacular installation at Les Rencontres d'Arles 2017, "House of the Ballenesque" was voted as one of the best exhibitions for 2017. In 2018 at the Wiesbaden Biennale, Germany, another installation "Roger Ballen's Bazaar/Bizarre" was created in an abandoned shopping centre.

Ballen's series, *The Theatre of Apparitions* (2016), is inspired by the sight of these hand-drawn carvings on blacked-out windows in an abandoned women's prison. Ballen started to experiment using different spray paints on glass and then 'drawing on' or removing the paint with a sharp object to let natural light through. The results have been likened prehistoric cave-paintings: the black,

dimensionless spaces on the glass are canvases onto which Ballen has carved his thoughts and emotions. He also released a related animated film, *Theatre of Apparitions*, which has been nominated for various awards.




Puppy Between Feet, 1999
© Roger Ballen



Cut Loose, 2005
© Roger Ballen



Five Hands 2006
© Roger Ballen



Old Man, Ottoshoop, 1983
© Roger Ballen

In September 2017 Thames & Hudson published a large volume of the collected photography with extended commentary by Ballen titled *Ballenesque Roger Ballen: A Retrospective*.

www.rogerballen.com

HISTORICAL FACTS

THE HISTORY OF THE CAMERA



1000 AD
Pinhole camera, or Camera Obscura, projects an inverted image when light passes through a small aperture



1826
French inventor Joseph Nicéphore Niépce burns the first permanent image using heliography, or sun drawing



1837
Louis Daguerre invents the Daguerreotype, which captured the first permanent image



1889
George Eastman patents the first Kodak Roll Film Camera



1861
First permanent color photograph is taken by James Clerk Maxwell, set the stage for further color innovation



1844
The first Panoramic Camera is created by Friedrich von Martens



1947
Edwin Herbert Land invents Polaroid photography, making instant photography possible



1960
Photographer Bates Littlehales invents first underwater camera, the OceanEye



1975
First digital camera is invented by Kodak engineer, Steven Sasson



1995
The first photo sharing sites appear in the mid to late 90's



1992
The first professional digital cameras are made available by Kodak



1986
Fuji introduces the first disposable camera using 35 mm film, the QuickSnap



2000
The first camera phone, is introduced by Sharp, setting the stage for modern day "citizen photojournalism"



2004
As demand increases for digital, Kodak stops producing of film cameras



Today
Smartphones account for more than a quarter of all photos shot

BASIC CAMERA SETTINGS

Creating an image starts with a lens. The light gets onto the photosensitive element that captures the image. This element is the matrix, which is covered by the camera shutter.

When you take a shot, the shutter uncovers the matrix for some time and lets the light get to it. A DSLR camera consists of a body and a lens. The matrix is inside the body.

PHOTOGRAPHY CHEAT SHEET EXPLORING YOUR CAMERA'S MANUAL SETTINGS

APERTURE



Blurry Background BRIGHTER ← ————— → Everything in Focus DARKER

SHUTTER SPEED

LONGER EXPOSURE										SHORTER EXPOSURE		
30'	15'	10'	2'	1'	1/25	1/50	11/100	1/250	1/500	1/1000	1/2000	1/8000
Blurry Photos Night Shots						Outdoors Sunny Days				Freezes Motion Sports Shots		

ISO

SMOOTH IMAGES						MORE GRAIN/NOISE		
100	200	400	640	800	1600	3200		
Sunny Outdoor				Indoors by Window				No Window Night Photos

EXPORSURE

UNDER EXPOSED				PERFECT				OVER EXPOSED			
-2	-1	0	1	-2	-1	0	1	-2	-1	0	1
■				■				■			

TRY TO KEEP YOUR LIGHT METER AT "0"

SHUTTER SPEEDS

Shutter speed is one of the most important parameters of a camera. If the value is 1/100, it means that the shutter will be open for 1/100 of a second or 0.01 seconds. Most cameras have a wide range of shutter speed values, starting from thousandths of a second to a couple of seconds..

CHEAT SHEET DIGITAL CAMERA

SHUTTER SPEED	TYPICALLY USED FOR...
1/4000 sec	Freezing extremely fast movement
1/2000 sec	Freezing birds in flight
1/1000 sec	Freezing motorcycles, cars and other fast vehicles
1/500 sec	Freezing mountain bikes, runners and athletes
1/125 sec	Panning motorcycles, cars and other fast vehicles
1/60 sec	Panning mountain bikes close to the camera
1/30 sec	Panning fast-moving cyclists at a distance
1/8 sec	Blurring fast-flowing water close to the camera
1/4 sec	Blurring people walking
1 sec or slowly	'Milky' water effects



HOW TO ADJUST SHUTTER SPEED

Use shutter priority mode

Select S or Tv on your camera's top dial or menu, then adjust shutter speed with the relevant dial (check your manual). You can go down to around 30 secs for traffic trails.

Set the right ISO

To access slower shutter speeds, use the lowest ISO setting (usually ISO100). If you need a fast shutter speed, you may need a higher ISO, such as ISO400 or above.

ISO GUIDELINES

ISO is a way to identify how photosensitive your camera is. When the ISO value is low, the photosensitivity is also low, which requires more light to take a good Photo. With the higher ISO values, the photosensitivity is high, which means less light is needed for great exposure.

UNDERSTANDING THE ISO SCALE



LOW

HIGH

50 | 100 | 200 | 400 | 800 | 1600 | 3200 | 6400 | 12800 | 25600 | 51200 | 102400 | 204800

LANDSCAPE

ISO 50-200

Low ISOs give the best quality, and using a tripod will mean you don't have to worry about camera shake.

SPORT

ISO200-6400

The key to sports is capturing the action. Noise is secondary, so use whatever ISO you need if the light is low.

ASTRO

PHOTOGRAPHY

ISO800-1600

This allows a shorter exposure to reduce objects movement across the sky.

LOW LIGHT/ CANDID

ISO3200-12800

the most important things are to get sharp shots and preserve the atmosphere

TWILIGHT/ CANDID

ISO12800+

Modern cameras have revolutionized low-light wildlife photography.

NOCTURNAL

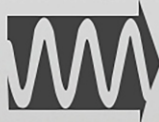
ISO51200+

The sensitivity of many full-frame cameras means that you can now shoot things you can't see!



WHEN TO INCREASE YOUR ISO

STRONG LIGHT PRODUCES A STRONG SIGNAL THAT DOESN'T NEED TO BE AMPLIFIED

STRONG SUNLIGHT



Bring light produces a strong signal





The image gets the strong signal it needs and shows little or no noise

LOW LIGHT PRODUCES A WEAKER SIGNAL AND AMPLIFYING IT WILL ALSO AMPLIFY THE NOISE

WEAK CANDLELIGHT



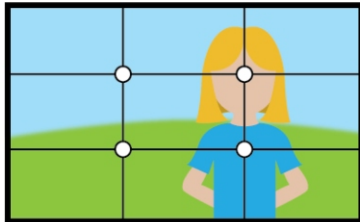
The signal from a very dim light source is very weak



This also amplifies the background noise in the image, which is why high-ISO shots are noisy

COMPOSITION GUIDELINES

A composition is one of the most important elements of an image. After you learn all technical peculiarities, you should concentrate on the creative component of your work. Exactly at this point, you get acquainted with the composition, which in the fine arts is



RULE OF THIRDS


The photo is divided by nine boxes. The subject is in one of the intersecting lines, or the circles.

PHOTO BASICS



LEADING LINES

The road in this picture serves as a guide that lead your eyes to the subject of the photo.



DEPTH OF FIELD

This is when the subject of the photo is completely in focus and the background is blurry. This can be controlled by aperture.



SHUTTER SPEED & APERTURE

These figures are on your SLR camera screen. The higher the number (1/400), the faster the shutter speed. You are able to shoot faster subjects. As your aperture number gets lower (F2.8), more light is allowed into the lens. More light allows you to shoot in lower light situations.




FRAMING

This is when there are objects around the subject that frame the subject, making your eyes more drawn to it.



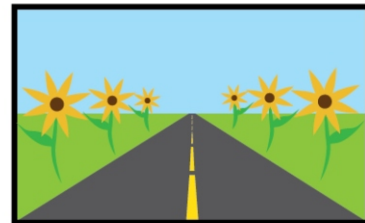
BALANCE

Placing your main subject off-centre, as with the rule of thirds, creates a more interesting photo. You should balance the "weight" of your subject by including another object of lesser importance to fill the space.



VIEW POINT

Before shooting your subject, think about where you will shoot it from. The viewpoint has a massive impact on the composition of a photo, and it can greatly affect the message that the shot conveys.



SYMMETRY

This is when the photo is equally balanced or has a pattern, creating symmetry within the photo. This can be very eye-catching, particularly in situations where they are not expected.

SET SUBJECTS 2021

Set Subject meetings are held once a month, the first meeting of the month. The purpose of the theme is to encourage the members to try new things and to gain new skills different to the genres that they perhaps normally capture. 3 Images may be submitted for the evening and are scored and judged but do not count towards advancement.

Here is the list of Set Subjects for 2021.

2021 SET SUBJECT CALENDAR

MONTH	SET SUBJECT	DATE
JAN	<i>Bokeh</i>	
FEB	<i>Shadows</i>	
MAR	<i>Double Exposure</i>	
APR	<i>Self-Portrait</i>	
MAY	Angles and Curves	5 MAY
JUN	Night Lights	2 JUN
JUL	3's / Trio / Triple	7 JUL
AUG	Movement	4 AUG
SEP	Water	1 SEP
OCT	People at Work	6 OCT
NOV	Insects	3 NOV
DEC	Textures	1 DEC

MAY 2021 - ANGLES AND CURVES

This month's set subject is angles and curves. Very interesting compositions can be achieved by utilizing different angles and curves when composing your image. Look for those unusual angles, both in your camera as well as in your subjects. Create some drama using lower shooting angles, find those unusual angles and curves of your subjects. Remember, it's all about creating these angles or curves as the main subject of your image.

YOUR COMMITTEE FOR 2021



CHAIRMAN

Bryan Kimmel

Bryan.Kimmel@concogrp.com
083 435 2505

Bryan was a point and click photographer for most of his life. Things changed when he wanted to document his underwater diving excursions. His first love is underwater photography and he has been fortunate to photograph some incredible images in the depths of the ocean. He is constantly trying to improve and believes that there is knowledge to be gained from everyone. Bryan also enjoys shooting wildlife and you can often find him roaming around the Mabula reserve. Bryan also shoots for Motor Sport South Africa. He believes it allows him to get closer to the action and to hone his panning skills.

Robbie is an internationally published full time commercial, lifestyle, pet and landscape photographer. He is also a photographic educator and is well known for his educational presentations at photographic exhibitions and events around the country. He offers group, one on one training and various photographic trips where specialist advice and tutoring are given including outings to photograph the vultures in the Central Drakensberg and Autumn landscapes in the Southern Drakensberg. He is well known throughout most of the photographic clubs in South Africa for his willingness to assist with advice and holding fun workshops like the high speed workshop where he blows up water filled balloons and suchlike. Robbie is a brand ambassador for Olympus cameras.



VICE-CHAIRMAN

Robbie Aspeling

rob@raphoto.co.za
082 309 7470



Secretary
Charisse King
charisseking@telkomsa.net
083 269 7745

My day job is bookkeeping and administration. I have been an enthusiast photographer for 5 years. I'm passionate about travel, outdoors and being immersed in nature. My favourite genres are landscapes and wildlife. To me the magic is in capturing the memory of the moment and not about getting the money shot.

Koos has been interested in photography from a young age but only started taking photos around 10 years ago in a bit of a more serious way. His natural preferences are nature and wildlife and scapes.

Having judged many competitions and a few years of club photography have exposed him to most if not all categories.

Currently he is responsible for the Finance portfolio of the Committee of the Sandton Photographic Society. Most of his many albums on Facebook are public – anybody is welcome to have a look.




Treasurer
Koos van Niekerk
kvanniekerk1@gmail.com



Committee Member
Jack James
jacar@iafrica.com

Very much an outdoor man with particular interest in water sport such as canoeing, paddlesurfing, fishing and sailing, He has spent his whole life in the tyre industry which has spanned over 60 years. I recent times has specialized in the Giant Tyre Mining market which has taken him to many countries throughout the world. Jack has only recently taken up the hobby of photography. Influenced by his daughter Bridgid a very keen photographer he has gone the Nikon route. He prefers to focus on wildlife, scapes and other obscure genre's although with the recent Covid lockdowns he has found time to dabble in macro, still life and Adobe PS and LR software.



Committee Member

Ian Dodds

ian@pension.co.za

My name is Ian Dodds and to most around me, I am known for my Landrover, family, German short-haired pointers and of course my camera. My passion lies in landscape photography, capturing a fleeting moment in time that lasts a lifetime. Even when I, on occasion, lose a filter in the middle of a Sunflower field and take hours to find, my photographs try to capture what we often struggle to put into words. The wealth of talent of the members of Sandton Photographic Society has inspired and taught me immensely.

Lucy was born in the UK, was schooled and lived mainly on her parents farm until she moved to Germany to study at Heinrich Heine Universität in Düsseldorf. She moved to Zim in 1998 to become a Commercial pilot. She worked for Bon Espoire and Whelson Air and Touring flying the DHL routes and medical air rescue. Lucy moved to South Africa in 2005 working for NAC at Lanseria Airport flying corporate charters as well as being based in Kabul, Afghanistan 2007-2009. She met Lars 2007 and has two free range children. Lucy stopped flying just before her second daughter was born in 2014. Happily settled and not moving any time soon from Joburg.

She has been walking her photographic road for the last 3 years. She thoroughly enjoys taking landscapes and portrait images. The element that truly interests her, is using the camera as a tool to create mixed media images.

Lucy is an avid gardner, cook and list maker.



Committee Member

Lucy Gemmill

Lucygemmill00@gmail.com



Committee Member

Pam Wolff

pampete414@gmail.com

I have been a member of Sandton Photographic Club for many years and enjoy working behind the scenes, admiring the images and being inspired by new photographic trends.

MEMBER PROFILES

KITBRUYN S



KIRSTYHO



WHEN DID YOU JOIN SPS?

18 April 2007

I think it was Jan 2020

WHAT IS YOUR CURRENT STAR RATING?

6 Star

4 Star

CANON, NIKON, SONY OR.....

Canon of course.....

I love Nikon. Bit of a fan for anything Nikon.

PREFERRED LENS?

24-105 / 85 / 135 / 100-400 / 400 with 2x converter

70-200mm - just my favourite.
Especially love it for portraiture.

PREFERRED GENRE/SUBJECT MATTER?

Easier to say I don't do macro too small for me to see, otherwise there is not much I haven't tried

I love street photography but the last few years it has been too scary to do that in JHB and without travel to safe cities sadly I haven't been able to get out to do street photography much. I also love portraiture especially. I have recently discovered a love for dance photography and I get a total buzz for photographing contemporary dancers.

EDITING PROGRAMME?

Photoshop cc

Photoshop & Lightroom

WHAT IS NEXT FOR YOU REGARDING YOUR PHOTOGRAPHY?

More photography :)))) and more Photoshop. I have many thousands of photos that still need my attention, so there is never a dull moment. And most of all with my photos I can relive all the moments in fine detail again and again :)

My Honours L Panel. Currently working on my panel of images and will be submitting in June. Oh - and totally want the 70-200mm Z lens

WHO OR WHAT INSPIRES YOU AND YOUR PHOTOGRAPHY

... the moment, where ever and whatever it may be.

What my photography is all about
I am looking for the moment
that short period of time
... when emotion and interaction meet.
I also look for things that are just plain beautiful :)

Dancers inspire me. I look at their form, strength and power. Africa inspires me, it's a country full of wonder and beauty. I am absolutely blessed to live here and photograph Africa's glory. Then, I have three teenage daughters (anyone want one) and they listen to all different music, sometimes the photography on the album covers inspires ideas too. There are some very creative ideas on music albums.

WHAT IS YOUR DAY JOB / PROFESSION?

Retired and I guess unemployable :(

Communications and social responsibility strategy. Plus trying to keep my household of 7 people and 5 pets together.



SALON CALENDAR



Photographic
Society of South Africa

UPCOMING SALONS - CLOSING DATES

MAY

2021-05-01 7th Tygerberg National

2021-05-08 Durban 100 Year Anniversary National

2021-05-15 5th Vanderbijlpark National

2021-05-22 SASOL Highveld National

2022-06-11 Southern Suburbs Camera Club National Salon

2022-06-25 2nd Bethal National PDI Salon

PSSA NATIONAL CONGRESS 2021



This year's National Congress will be held at Nieu Bethesda from the 26th of September to the 2nd of October.

Please diarise these dates, the plans and the programme are already in place and it certainly does look like a very exciting Congress.

All going well with our COVID situation in our country this is a MUST to attend.

Follow the link below to the PSSA website for any information regarding the PSSA, salons, upcoming local and national photographic events and also to find out why it's a good thing to join the PSSA!

<http://www.pssa.co.za>